

For technical assistance call the Trimmer Products number on the back cover.



Features

- Single Turn / Cermet / Industrial / Sealed
- Available on tape and reel (see page 64 for details)
- Available with a knob for finger adjust
- Available with extended shaft
- Available with cross-slot rotor

- Top and side adjust types (F, P, H, W, X most popular)
- High voltage types available (see page 57 for details)

3386 - 3/8" Square Trimming Potentiometer

Electrical Characteristics

Standard Resistance Range10 to 2 megohms
 (see standard resistance table)
 Resistance Tolerance±10% std.
 (tighter tolerance available)
 Absolute Minimum Resistance2 ohms max.
 Contact Resistance Variation2% or 3 ohms max.
 (whichever is greater)
 Adjustability
 Voltage±0.05%
 Resistance±0.15%
 Resolution.....Infinite
 Insulation Resistance500 vdc.
 1,000 megohms min.
 Dielectric Strength
 Sea Level900 vac
 70,000 Feet350 vac
 Adjustment Angle280° nom.

Environmental Characteristics

Power Rating (300 volts max.)
 85°C0.5 watt
 125°C0 watt
 Temperature Range-55°C to +125°C
 Temperature Coefficient±100ppm/°C
 Seal Test85°C Fluorinert*
 Humidity.....MIL-STD-202 Method 103
 96 hours
 (2% ΔTR, 10 Megohms min.)
 Vibration.....30G (1% ΔTR; 1% ΔVR)
 Shock.....100G (1% ΔTR; 1% ΔVR)
 Load Life1,000 hours 0.5 watt @ 70°C
 (3% ΔTR; 1% or 1 ohm, whichever is greater, CRV)
 Rotational Life200 cycles
 (4% ΔTR; 1% or 1 ohm, whichever is greater, CRV)

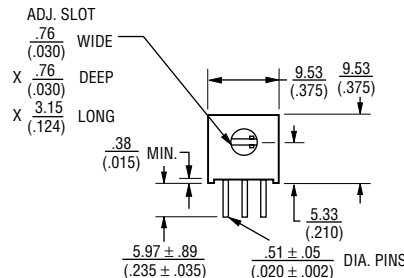
Physical Characteristics

Mechanical Angle310° nom.
 Torque5.0 oz-in. max.
 Stop Strength15.0 oz-in. min.
 TerminalsSolderable pins
 Weight0.03 oz.
 MarkingManufacturer's trademark, resistance code, wiring diagram, date code, manufacturer's model number and style
 Standard Packaging50 pcs. per tube
 Wiper Positioned at 50% Nominal
 Adjustment ToolH-90

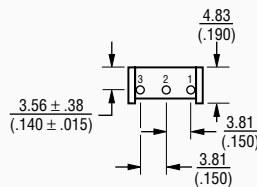
*"FLUORINERT" IS A REGISTERED TRADEMARK OF 3M CO.

Specifications are subject to change without notice.

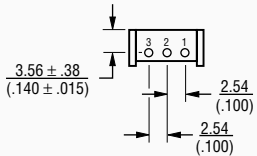
Common Dimensions Side Adjust



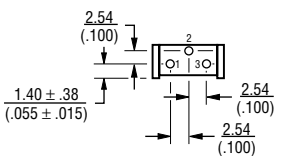
3386B



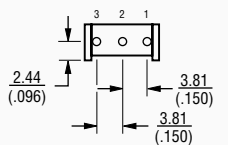
3386C



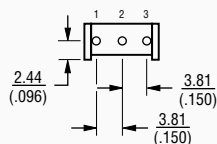
3386H



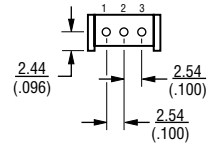
3386J



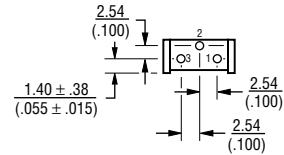
3386S



3386W



3386X



Standard Resistance Table

Resistance (Ohms)	Resistance Code
10	100
20	200
50	500
100	101
200	201
500	501
1,000	102
2,000	202
5,000	502
10,000	103
20,000	203
25,000	253
50,000	503
100,000	104
200,000	204
250,000	254
500,000	504
1,000,000	105
2,000,000	205

Special resistances available.

How To Order

3386 P - 1 - 103 T

Model _____
 Style _____
 Standard or Modified _____
 Product Indicator _____
 -1 = Standard Product
 -EY5 = Extended Shaft
 Resistance Code _____
 Optional Suffix Letter _____
 T = Knob

Consult factory for other available options.

TOLERANCES: ± 0.25 (.010) EXCEPT WHERE NOTED

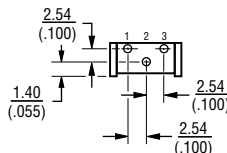
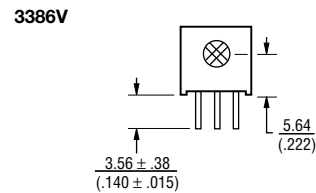
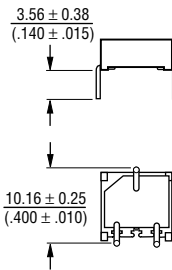
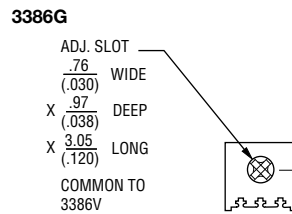
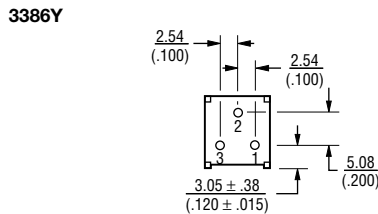
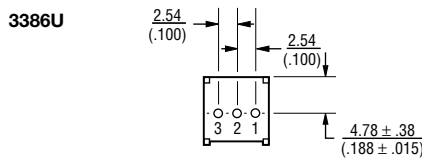
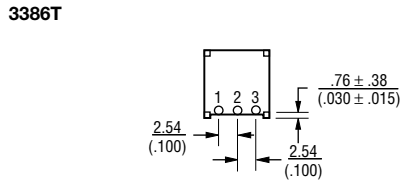
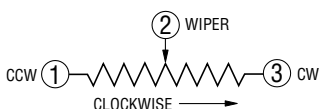
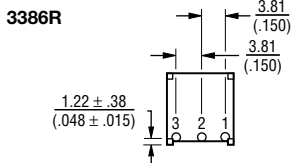
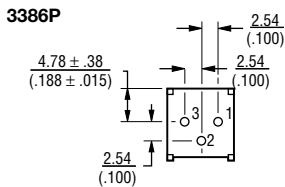
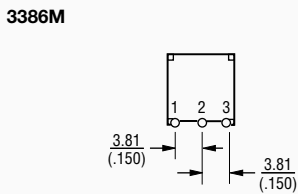
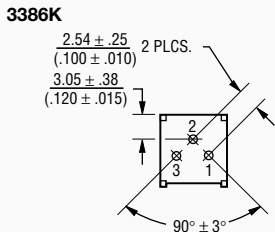
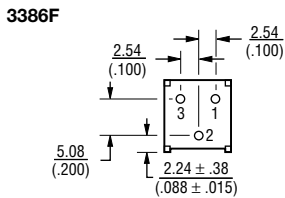
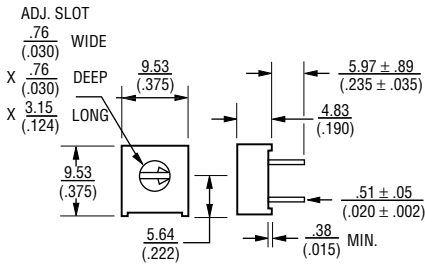
DIMENSIONS ARE: $\frac{\text{METRIC}}{\text{(INCHES)}}$

SHADED AREAS TYPICALLY NOT STOCKED BY DISTRIBUTORS AND NOT RECOMMENDED FOR NEW DESIGNS.

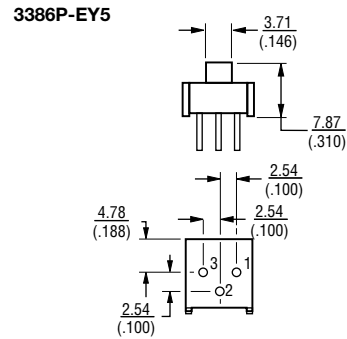
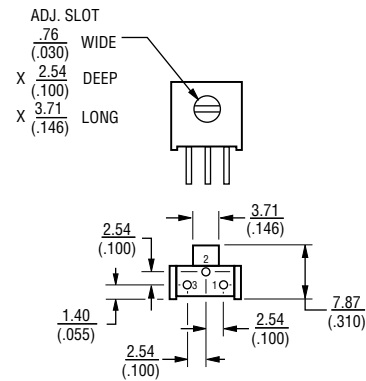
3386 - 3/8" Square Trimming Potentiometer



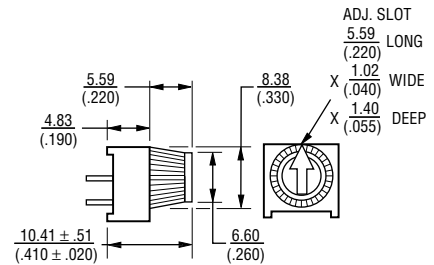
Common Dimensions Top Adjust



3386H-EY5 3386X-EY5 - SHOWN



The Model 3386 is available with a knob for finger adjustment. Add suffix letter "T" to order code for F, P and X terminal styles.



SHADED AREAS TYPICALLY NOT STOCKED BY DISTRIBUTORS AND NOT RECOMMENDED FOR NEW DESIGNS.